



Factsheet 2 of 4 Access to Services

Disability is defined as interactions between personal and environmental factors. It is measured by the level of functioning of a person in various areas of daily activities (called “domains”) regardless of impairments, using the Washington Group tools.

● Households with at least one member with disabilities ● Households without any members with disabilities

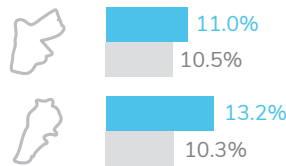
ACCESSIBILITY OF SHELTER AND LATRINE

ALL surveyed households **have shelter** or house except for 4 families in Zaatari camp in Jordan waiting for the delivery of caravans

Percentage of households reporting that it is **NOT** easy to move around the house



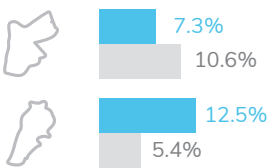
Percentage of households reporting their latrine are **NOT** accessible




“  Households with member(s) with disabilities face greater difficulties in moving around house and using latrines ”

SAFE WATER

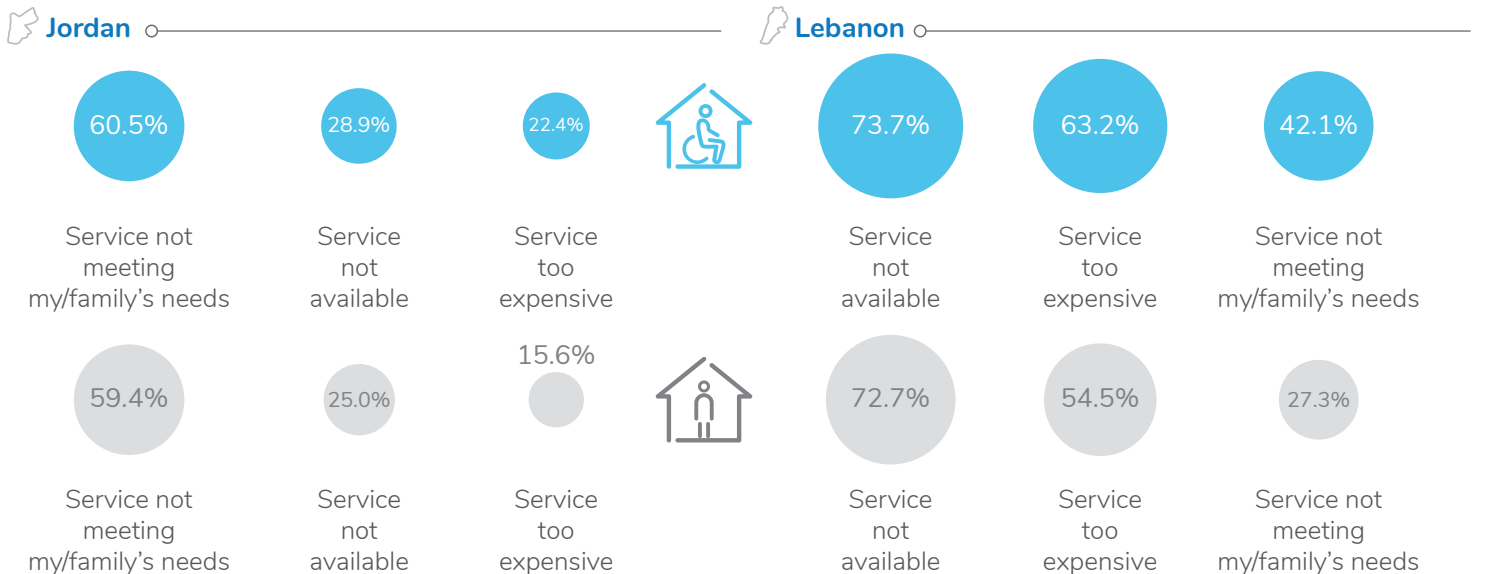
Percentage of households reporting **NO** access to enough safe water from reliable sources



“  Households with member(s) with disabilities in Lebanon are significantly less likely to access safe water than households without any members with disabilities (p<0.01) ”

Barriers to access safe water

Identified by families who do not have access to safe water (multiple answers)



Priority solutions for increased access to safe water



HEALTH

Percentage of households reporting medical needs in the last 6 months and access to health services

Jordan

Households with at least one member with disabilities

89.6%
644



10.4%
75

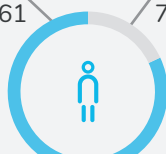
11.8%
76



88.2%
568

Households **without any** members with disabilities

82.0%
361



18.4%
79

7.2%
26



92.8%
335

● Medical needs
○ No medical needs
In the last 6 months

● Have access
○ Have no access

Lebanon

Households with at least one member with disabilities

81.5%
247



18.5%
56

17.4%
43



82.6%
204

Households **without any** members with disabilities

59.1%
120



40.9%
83

15.8%
19



84.2%
101

Barriers to access health services

Identified by families who do not have access to health services when needed (multiple answers)

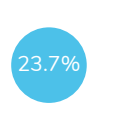
Jordan



Service not available



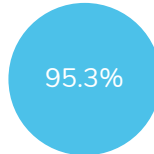
Service too expensive



Transportation too expensive



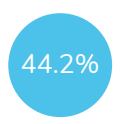
Lebanon



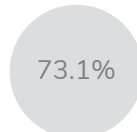
Service too expensive



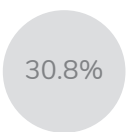
Transportation too expensive




Service not available



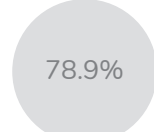
Service not available



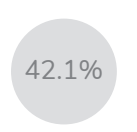
Service too expensive



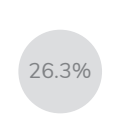
Service not meeting my/family's needs



Service too expensive



Transportation not accessible



Service not available

Priority solutions for increased access to health services

Availability of services
Cost reduction for services
Supportive staff
Support to required documents



Cost reduction for services
Availability of services
Support to required documents
Supportive staff



Availability of services
Cost reduction for services
Cost reduction for transportation
Supportive staff



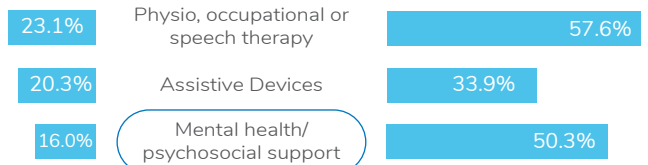
Availability of services
Cost reduction for services
Information about available services
Supportive staff



SPECIALIZED SERVICES

“ Of 1,903 persons with disabilities, 25.5% in Jordan and 57.5% in Lebanon require specialized services but cannot access them. ”

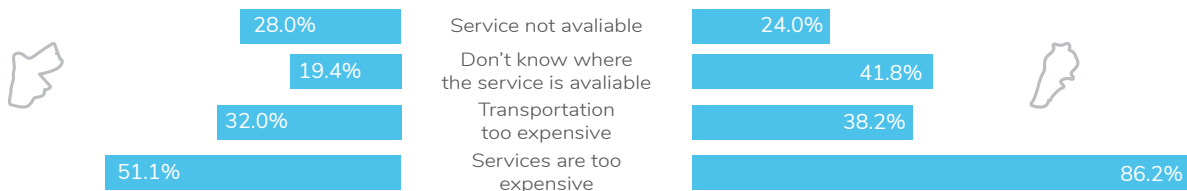
Key specialized services needed but not accessible



Strong needs among people aged 5-34 years

Barriers to access specialized services

Identified by families who do not have access to specialized services (multiple answers)



For further information



J.McGeown@hi.org



info@3is.org