


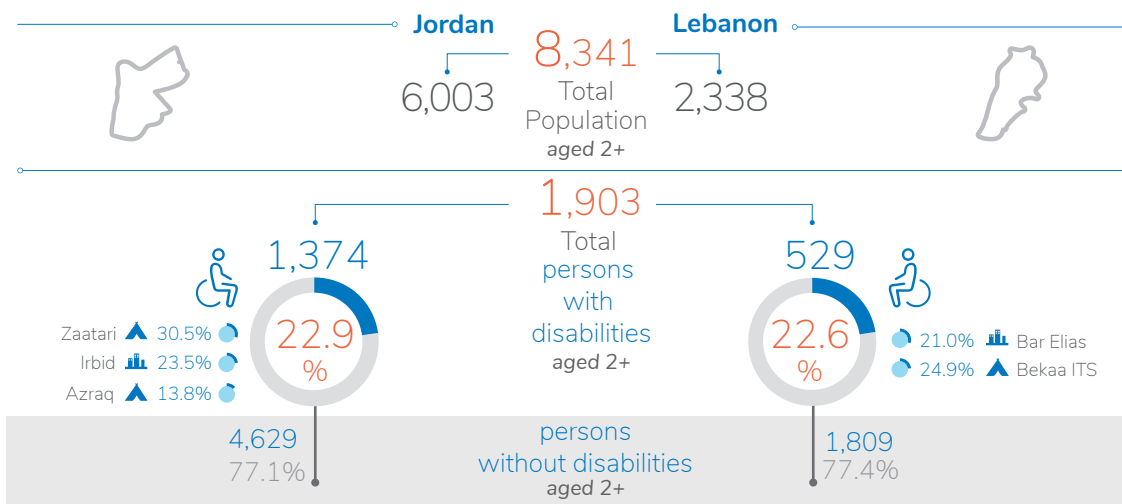
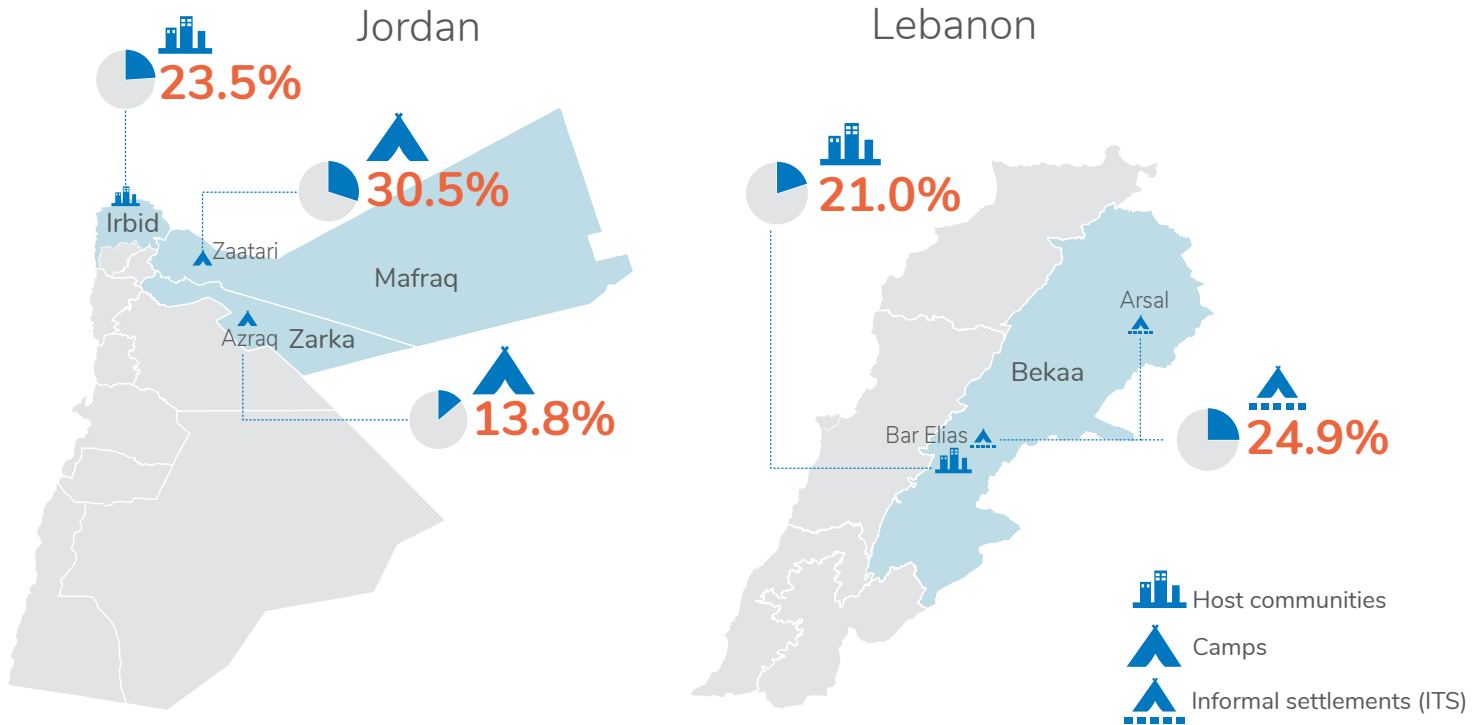



Factsheet 1 of 4 Demographics and Disability

Disability is defined as interactions between personal and environmental factors. It is measured by the level of functioning of a person in various areas of daily activities (called “domains”) regardless of impairments, using the Washington Group tools.



DISABILITY PREVALENCE



 **22.8%**
of the surveyed Syrian refugees (aged 2+) in Jordan and Lebanon have disabilities

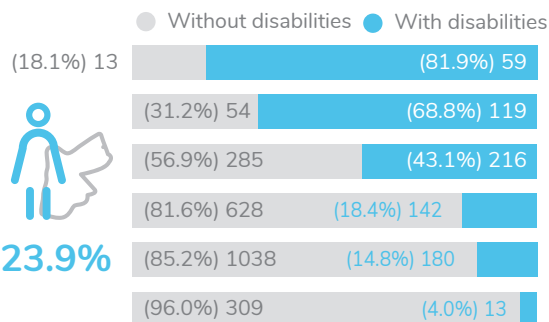
DISABILITY PREVALENCE BY AGE AND GENDER

“ Disability prevalence is higher in young males than females in age groups 2-34 years, and in older females than males in age groups 35 years and above ”



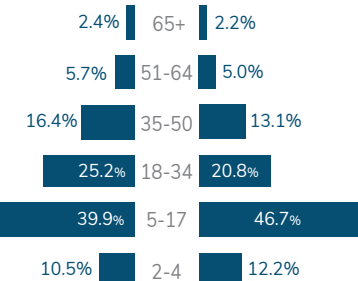
Disability prevalence

Jordan

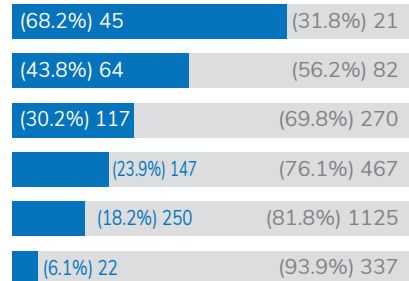


23.9%

Age distribution in the surveyed population aged 2+ *

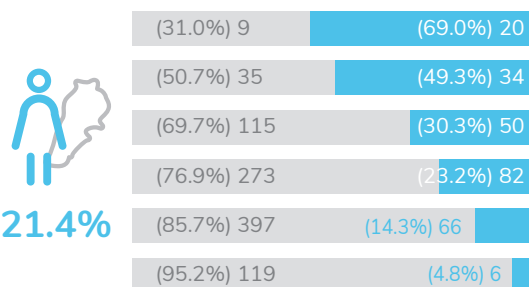


● With disabilities ● Without disabilities

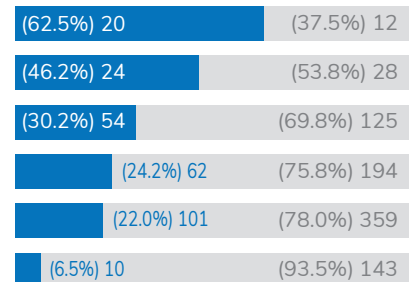
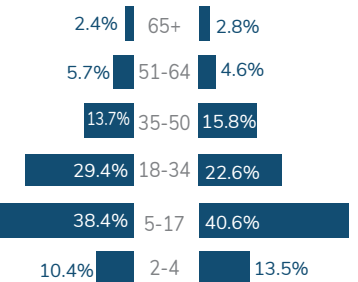


21.9%

Lebanon



21.4%

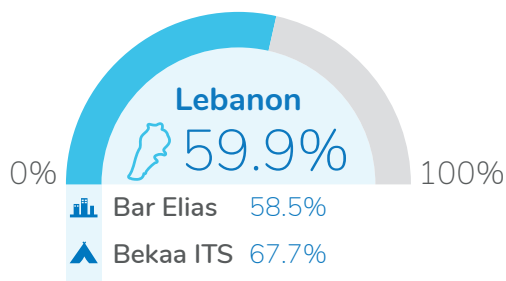
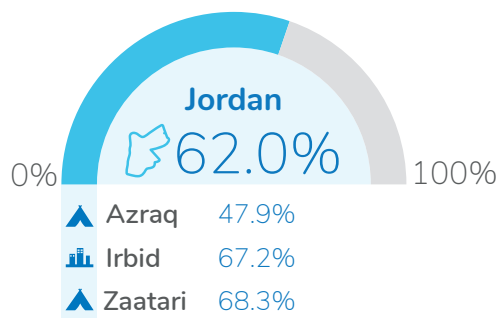


23.9%

*Percentages may not add up to 100% due to rounding

DISABILITY AT HOUSEHOLD LEVEL

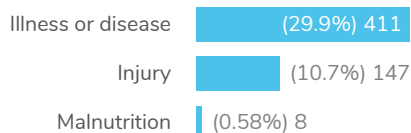
Percentage of households with at least one member with disabilities



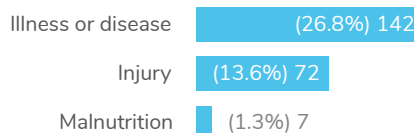
61.4% of households in Jordan and Lebanon have at least one member with disabilities

CAUSES OF DISABILITY

Jordan



Lebanon





“ Almost one in three disabilities were acquired as a result of illness or disease ”

“ Rates of conflict-related disability: Jordan 24.7%, Lebanon 38.9% ”

DISABILITY DOMAINS

Domains mean different activity areas for which the functioning of a person was measured by the Washington Group tools. Surveyed domains differ for age groups



* Upper body 1: Difficulty raising 2 liter of water from waist to eye level.

DISABILITY AND ASSISTIVE DEVICES Of persons aged 2+



“
 High rates of persons who use assistive devices still experience ongoing difficulty = having disabilities
”

For further information



J.McGeown@hi.org



info@3is.org